

C-Tap Connectors for Copper Conductor

Positive, all-around compression with low resistance and high pull-out values.

C-Taps for 600V Applications

- Ideal for pigtailing, two-way splicing or tapping to an unbroken continuous main
- Heavy reinforcing ribs help locate compression dies and strengthen compressed joint

Material: High-Conductivity Wrought Copper

Finish: Plain

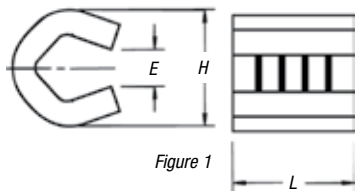


Figure 1

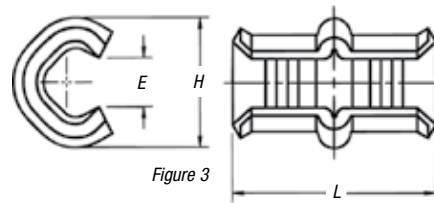


Figure 3

"E" represents gap in side

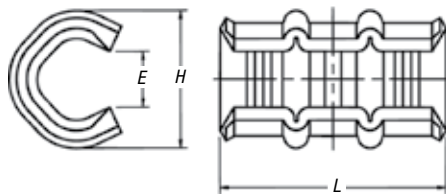


Figure 2



CAT. NO.	FIG. NO.	DIMENSIONS (IN.)			COLOR KEY
		L	H	E	
54705	1	5/16	5/16	7/64	RED
54710	1	9/16	7/16	9/64	BLUE
54715	1	9/16	5/8	11/64	GRAY
54720	2	1 1/32	11/16	7/32	BROWN
54725	2	1 1/32	19/16	1/4	GREEN
54730	2	1 1/32	27/32	9/32	PINK
54735	3	1 11/16	7/8	21/64	BLACK
54740	3	1 11/16	31/32	23/64	ORANGE
54745	3	1 11/16	1 1/16	13/32	PURPLE
54750	3	1 11/16	1 3/16	15/32	YELLOW

UL® approved for direct burial.

For covers, see page F-48.

Taps can be supplied tin-plated. Add suffix "TP" to any catalog number (i.e., 54725TP).

Typical Cable Combinations

MAIN	BRANCH							
	#12 SOL. OR STR.	#10 SOL. OR STR.	#8 SOL. OR STR.	#6 SOL. OR STR.	#4 STR.	#2 STR.	#1 STR.	1/0 STR.
#10 Sol. or Str.	54705	54710	54715	54715	54720	54730	54735	54740
#8 Sol. or Str.	54710	54715	54715	54720	54720	54730	54735	54740
#6 Sol. or Str.	54715	54715	54720	54720	54725	54730	54735	54740
#4 Str.	54720	54720	54720	54725	54730	54735	54740	54740
#2 Str.	54730	54730	54730	54730	54735	54740	54745	54745
#1 Str.	54735	54735	54735	54735	54740	54745	54745	54750
1/0 Str.	54740	54740	54740	54740	54740	54745	54750	54750
2/0 Str.	54745	54745	54745	54745	54745	54750	54750	
3/0 Str.	54750	54750	54750	54750	54750	54750		

Tooling: pp. F-80-F-100

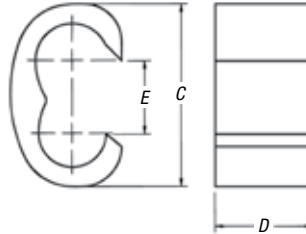
Die Selector Chart: p. F-101-F-104

C-Tap Connectors for Copper Conductor

Easy to work with in tight spaces.

C-Taps — Large Size for 600V Applications

- More economical than other taps and split bolts in terms of purchase, inventory, installation time, insulation and maintenance
- Color-coded for easy matching with proper die
- Barely larger than conductor insulation once installed



Material: High-Conductivity Wrought Copper

Finish: Plain



CAT. NO.	WIRE SIZE		DIMENSIONS (IN.)			INSTALLING DIE		DIE CODE	NO. OF CRIMPS	COLOR KEY
	MAIN	BRANCH	C	D	E	TOOL	CAT. NO.			
54755	#1 AWG	#1 AWG	1 ¹⁵ / ₁₆	¾	1 ¹ / ₃₂	TBM14M	15512	76	1	BLUE
	1/0 AWG	1/0-#2 AWG				TBM15I	15512*	76		
	2/0 AWG	2/0-#4 AWG				TBM12	TBM12D-4	76		
	3/0 AWG	1/0-#6 AWG				13100A	15512	76		
54760	4/0 AWG	#1-#8 AWG	1 ¹ / ₆	¾	1 ⁹ / ₃₂	TBM14M	15506	87H	2	BROWN
	2/0 AWG	2/0-#1 AWG				TBM15I	15506*	87H		
	3/0 AWG	3/0-#3 AWG				TBM12	TBM12D-3	87H		
	4/0 AWG	4/0-#4 AWG				13100A	15506	87H		
54765	250 kcmil	#1-#8 AWG	1 ¹¹ / ₁₆	1	4 ¹ / ₆₄	TBM14M	15505	99H	2	PINK
	2/0 AWG	2/0-#1 AWG				TBM15I	15505*	99H		
	3/0 AWG	3/0-#2 AWG				TBM12	TBM12D-2	99H		
	4/0 AWG	4/0-#4 AWG				13100A	15505	99H		
54770	250 kcmil	3/0-#6 AWG	1 ¹¹ / ₁₆	1	1 ¹ / ₁₆	TBM14M	15515	106H	2	BLACK
	300 kcmil	2/0-#8 AWG				TBM15I	15515*	106H		
	4/0 AWG	4/0-2/0 AWG				TBM12	TBM12D-2	106H		
	350 kcmil	250 kcmil-#1 AWG				13100A	15515	106H		
54775**	250 kcmil	250 kcmil	1 ⁷ / ₈	1 ¹ / ₄	1 ¹ / ₁₆	TBM14M	15504	115H	2	YELLOW
	300 kcmil	300 kcmil-3/0 AWG				TBM15I	15504*	115H		
	350 kcmil	350 kcmil-1/0 AWG				TBM12	TBM12D-1	115H		
	400 kcmil	300 kcmil-#2 AWG				13100A	15504	115H		
	450 kcmil	250 kcmil-#4 AWG								
54780	500 kcmil	250 kcmil-#6 AWG	2 ³ / ₁₆	1 ¹ / ₄	5 ³ / ₆₄	TBM14M	15504	115H	2	N/A
	350 kcmil	350 kcmil-4/0 AWG				TBM15I	15603	125H		
	400 kcmil	400 kcmil-2/0 AWG								
	450 kcmil	450 kcmil-#1 AWG								
500 kcmil	500 kcmil-#2 AWG									
54785	750 kcmil	4/0-#6 AWG	2 ¹ / ₈	2	1	TBM15I	15603	125H	3	
54790	750 kcmil	750 kcmil-4/0 AWG	2 ¹¹ / ₁₆	2	1 ¹ / ₁₆	TBM15I	15603	125H	3	

UL approved for direct burial.

For covers, see p. F-48

Taps can be supplied tin-plated. Add suffix "TP" to any catalog number (i.e., 54725TP).

* Cat. No. 15500-TB adapter required if using TBM15I and 155XX series dies.

** #6 AWG branch must be doubled.

Tooling: pp. F-80-F-100

Die Selector Chart: p. F-101-F-104